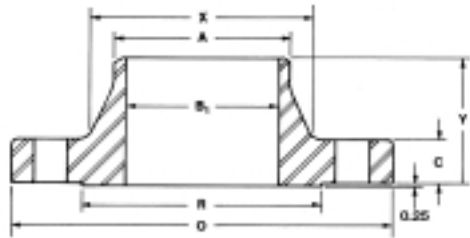


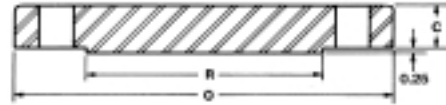


# MAASS FLANGE CORPORATION

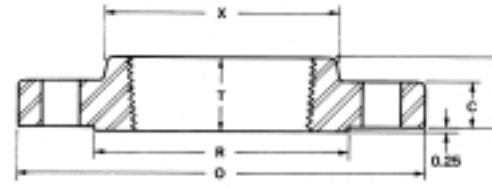
## ANSI CLASS 2500



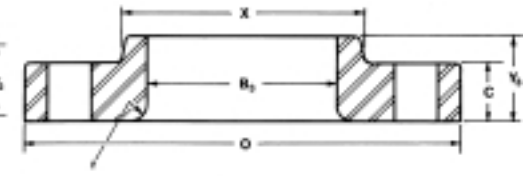
WELDING NECK



BLIND



THREADED



LAP JOINT

Nominal Size	Common Dimensions				Bore		Length Through Hub			Min. Thread Length D	Dia. Hub at Bevel A	Filet Radius r	Drilling		
	Out-side Dia. O	Thk. C	Raised Face Dia. R	Hub Dia. X	Welding Neck B <sub>1</sub>	Lap Joint B <sub>3</sub>	Welding Neck Y <sub>1</sub>	Threaded Y <sub>2</sub> , T	Lap Joint Y <sub>3</sub>				Bolt Circle	Dia. Holes	No. Holes
1/2	5.25	1.19	1.38	1.69	To be specified by purchaser.	0.90	2.88	1.56	1.56	1.13	0.84	0.13	3.50	0.88	4
3/4	5.50	1.25	1.69	2.00		1.11	3.13	1.69	1.69	1.25	1.05	0.13	3.75	0.88	4
1	6.25	1.38	2.00	2.25		1.38	3.50	1.88	1.88	1.38	1.32	0.13	4.25	1.00	4
1 1/4	7.25	1.50	2.50	2.88		1.72	3.75	2.06	2.06	1.50	1.66	0.18	5.13	1.13	4
1 1/2	8.00	1.75	2.88	3.13		1.97	4.38	2.38	2.38	1.75	1.90	0.25	5.75	1.25	4
2	9.25	2.00	3.63	3.75		2.46	5.00	2.75	2.75	2.00	2.38	0.31	6.75	1.13	8
2 1/2	10.50	2.25	4.13	4.50		2.97	5.63	3.13	3.13	2.25	2.88	0.31	7.75	1.25	8
3	12.00	2.63	5.00	5.25		3.60	6.63	—	3.63	—	3.50	0.37	9.00	1.38	8
4	14.00	3.00	6.19	6.50		4.60	7.50	—	4.25	—	4.50	0.44	10.75	1.63	8
5	16.50	3.63	7.31	8.00		5.69	9.00	—	5.13	—	5.56	0.44	12.75	1.88	8
6	19.00	4.25	8.50	9.25		6.75	10.75	—	6.00	—	6.63	0.50	14.50	2.13	8
8	21.75	5.00	10.63	12.00		8.75	12.50	—	7.00	—	8.63	0.50	17.25	2.13	12
10	26.50	6.50	12.75	14.75	10.92	16.50	—	9.00	—	10.75	0.50	21.25	2.63	12	
12	30.00	7.25	15.00	17.38	12.92	18.25	—	10.00	—	12.75	0.50	24.38	2.88	12	